



**Bahujan Hitay Jagat Shikshan Sanstha, Gondia's**

**JAGAT ARTS COMMERCE & INDIRABEN HARIHARBHAI PATEL  
SCIENCE COLLEGE, GOREGAON - 441801 DIST-GONDIA**

---

## ***STUDENTS FEEDBACK & IQAC ACTION TAKEN REPORT***

NAAC model feedback format used for course. The feedback forms scrutinize by feedback committee of college and provided to stakeholders. Various stakeholders plays a crucial role in academic and institutional development by giving the feedback responses. During the academic years, 2024-25 the feedback was collected from the stakeholders of the institution. The feedback was collected through both online and offline mode. All these feedbacks were taken analyzed by using a four point. The feedback analysis points are very good, good, satisfactory and unsatisfactory. The feedbacks of all stakeholders were analyzed and graphically represented in report.

### **STUDENTS FEEDBACK**

The feedback taken from students about the present syllabus and curriculum of the college reveals the following facts:

- ☐ The feedback analysis of students revealed that, more than 90% students have satisfied with the course contents in respective programs.
- ☐ According to feedback survey more than 85% students thought that, the syllabus content and teaching methods are appropriate.
- ☐ The library is updated with reference books and study books.
- ☐ More than 90% students have opinion that, the syllabus played vital role in personality development .
- ☐ The syllabus focus on crosscutting issues, suitable for global competency and employment.

## STUDENTS FEEDBACK ANALYSIS SESSION - 2024-25

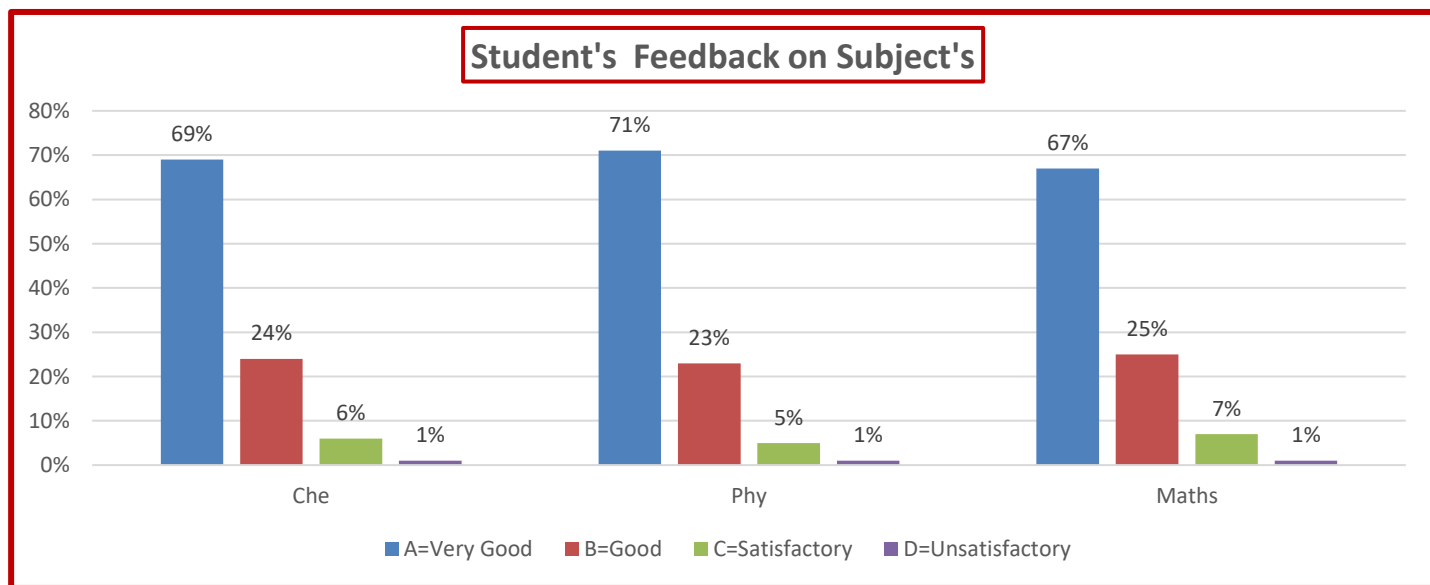
### FACULTY OF SCIENCE (PCM)

#### NAAC model feedback format used for courses

##### Format No:-1 Student feedback on courses

After analyzing the collected data and graphs shown below, it is observed that:-

- 1) Depth of the course content including assignment work is very good in all subjects because prescribed syllabus is uniform throughout India. The syllabus is UGC recognized. Only 20% course (syllabus) may be variable at university level as per BoS norms.
- 2) Applicability of course to real life is given by the students as per graph. It is in accordance with the subjects like PHY-71 %, CHE- 69%, and Maths, 67% in rating 'A'.
- 3) Applicability of course to real life is given by the students also as per graph. It is in accordance with the subjects like MATH- 25%, and CHE- 24% as well as PHY-23% in rating 'B'.
- 4) Applicability of courses to real life is given by the students as per graph is not significant in rating 'C' & 'D'.
- 5) A course response includes learning value, skill, concepts, knowledge, application to real life etc.
- 6) There is clarity in the reading material including text books, reference books and class notes provided by subject teachers. Additional library material is made available by utilizing UGC fund for reference books and internet facilities.



Students rate the subjects on the following attributes using the 4- point scale shown:—**A= Very Good, B= Good, C= Satisfactory, D= Unsatisfactory**

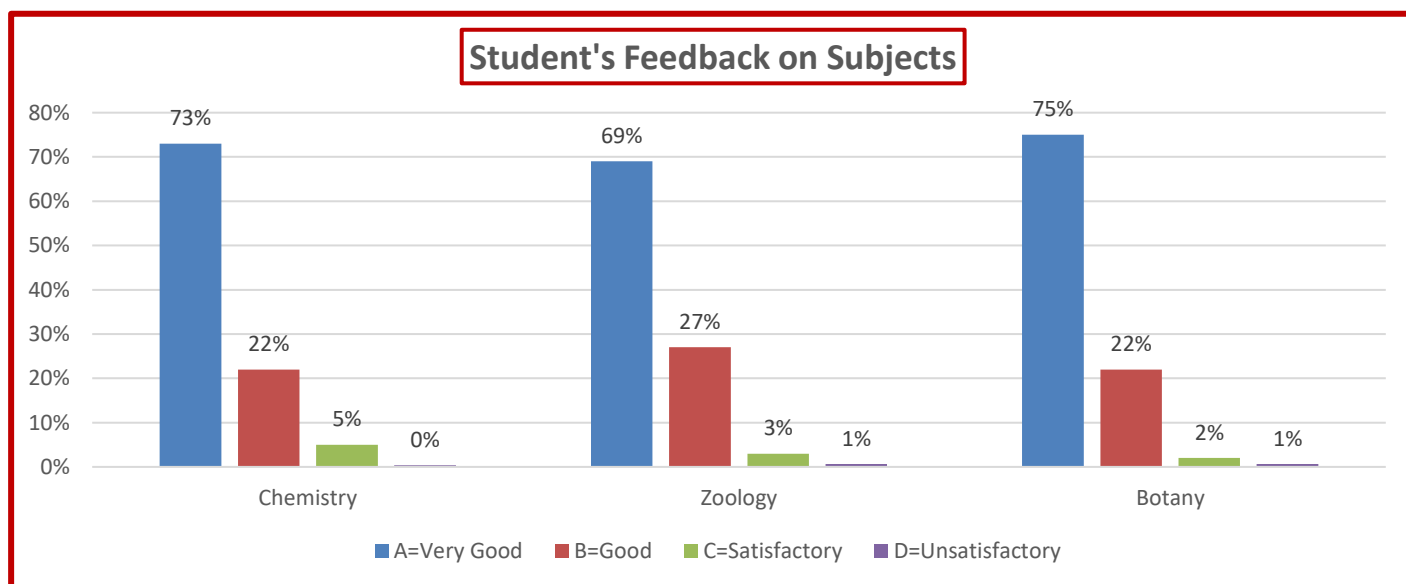
## FACULTY OF SCIENCE (CBZ)

### NAAC model feedback format used for courses

#### Format No:-1 Student feedback on courses

After analyzing the collected data and graphs shown below, it is observed that:-

- 1) Depth of the course content including assignment work is very good in all subjects because prescribed syllabus is uniform throughout India. The syllabus is UGC recognized. Only 20% course (syllabus) may be variable at university level as per BoS norms.
- 2) Applicability of course to real life is given by the students as per graph. It is in accordance with the subjects like Botany-75%, Chemistry-73% & Zoology- 69%, in rating 'A'.
- 3) Applicability of course to real life is given by the students also as per graph. It is in accordance with the subjects like Zoology-27%, Chemistry & Botany-22% in rating 'B'.
- 4) Applicability of courses to real life is given by the students as per graph is not significant in rating 'C' & 'D'.
- 5) A course response includes learning value, skill, concepts, knowledge, application to real life etc.
- 6) There is clarity in the reading material including text books, reference books and class notes provided by subject teachers. Additional library material is made available by utilizing UGC fund for reference books and internet facilities.



Students rate the subjects on the following attributes using the 4- point scale shown:—**A= Very Good, B= Good, C= Satisfactory, D= Unsatisfactory**

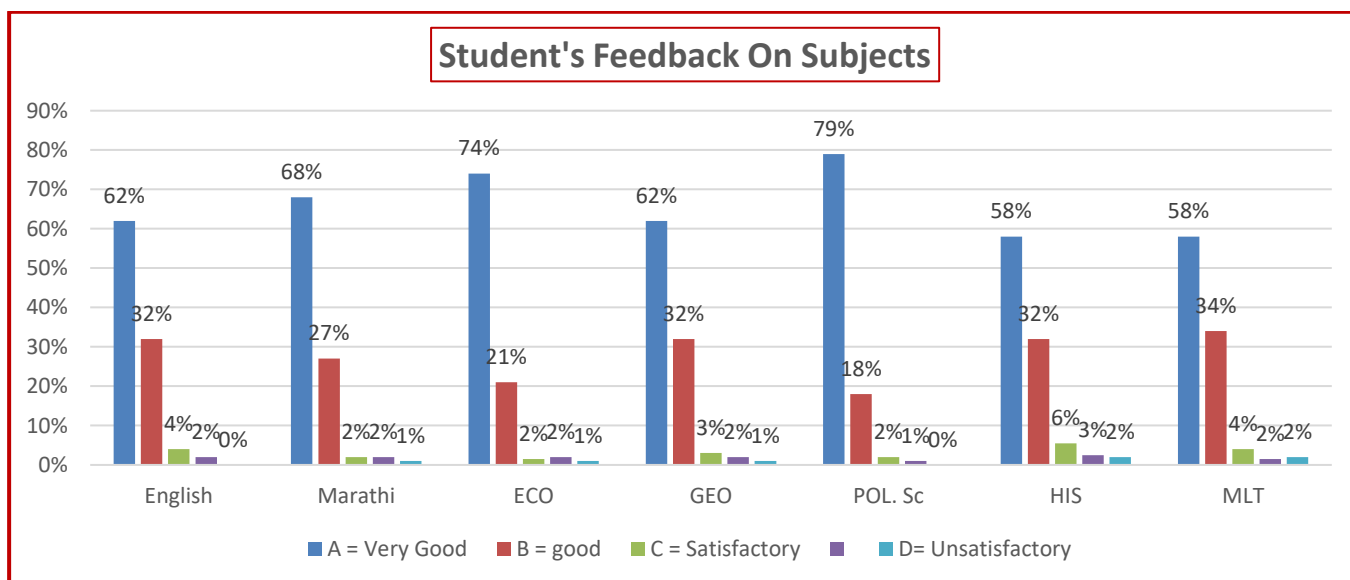
## FACULTY OF ARTS

### NAAC model feedback format used for courses

#### Format No:-1 Student feedback on courses

After analyzing the collected data and graphs shown below, it is observed that:-

- 1) Depth of the course content including assignment work is very good in all subjects because prescribed syllabus is uniform throughout India. The syllabus is UGC recognized. Only 20% course (syllabus) may be variable at university level as per BoS norms.
- 2) Applicability of course to real life is given by the students as per graph. It is in accordance with the subjects like POL SCI-79 % , ECO-74 % , MARATHI-68 % , ENG & GEO-62 % . MLT & HIS-58 % in rating 'A'.
- 3) Applicability of course to real life is given by the students also as per graph. It is in accordance with the subjects like MLT-34 % , HIS, GEO & ENG-32%, MARATHI-27 % , ECO-21 % , POL Sci.-18% in rating 'B'.
- 4) Applicability of courses to real life is given by the students as per graph is not significant in rating 'C' & 'D' 5) A course response includes learning value, skill, concepts, knowledge, application to real life etc.
- 6) There is clarity in the reading material including text books, reference books and class notes provided by subject teachers. Additional library material is made available by utilizing UGC fund for reference books and internet facilities.



Students rate the subjects on the following attributes using the 4- point scale shown:—**A= Very Good, B= Good, C= Satisfactory, D= Unsatisfactory**

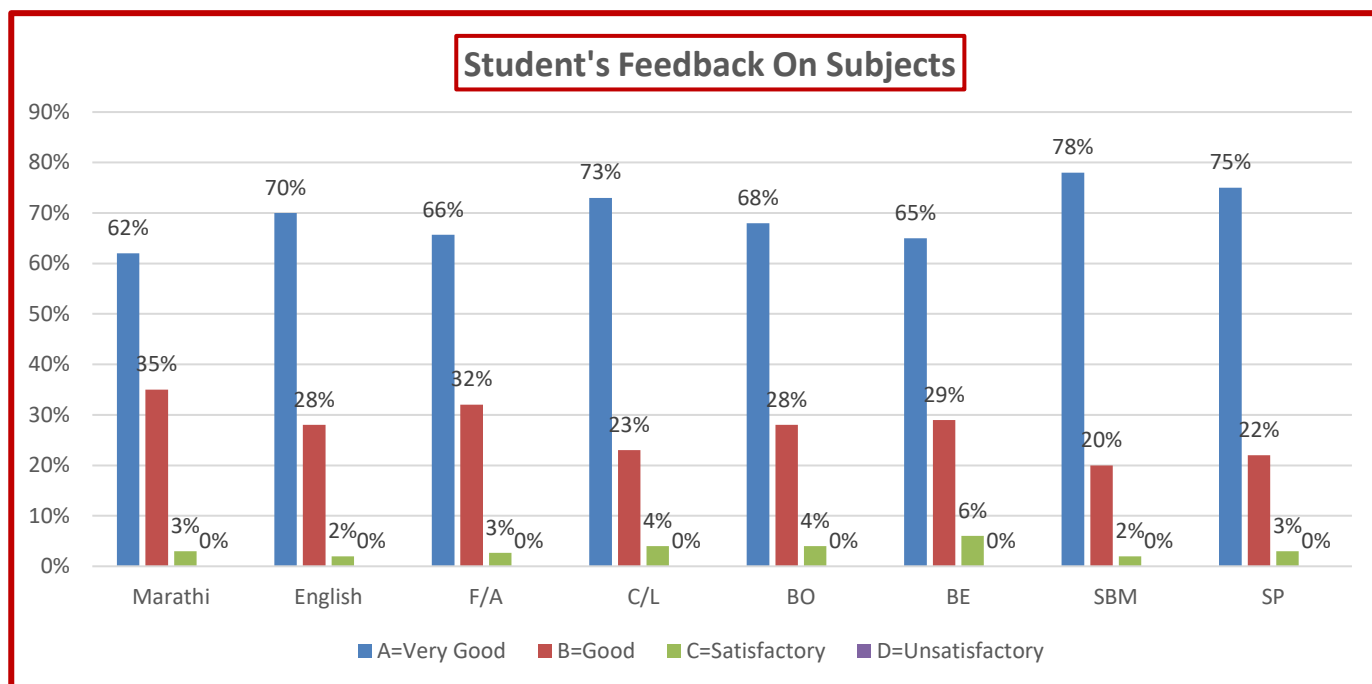
## FACULTY OF COMMERCE

### NAAC model feedback format used for courses

#### Format No:-1 Student feedback on courses

After analyzing the collected data and graphs shown below, it is observed that:-

- 1) Depth of the course content including assignment work is very good in all subjects because prescribed syllabus is uniform throughout India. The syllabus is UGC recognized. Only 20% course (syllabus) may be variable at university level as per BoS norms.
- 2) Applicability of course to real life is given by the students as per graph. It is in accordance with the subjects like SBM-78%, SP- 75%, C/L-73%, ENG-70%, BO-68%, F/A-66% , BE-65%, MARATHI-62% in rating 'A'.
- 3) Applicability of course to real life is given by the students also as per graph. It is in accordance with the subjects like MARATHI-35 %, F/A- 32%, B/E -29%, BO & ENG-28%, C/L-23%, SP-22%, SBM-20% in rating 'B'.
- 4) Applicability of courses to real life is given by the students as per graph is not significant in rating 'C' & 'D' 5) A course response includes learning value, skill, concepts, knowledge, application to real life etc.
- 6) There is clarity in the reading material including text books, reference books and class notes provided by subject teachers. Additional library material is made available by utilizing UGC fund for reference books and internet facilities.



Students rate the subjects on the following attributes using the 4- point scale shown:—**A= Very Good, B= Good, C= Satisfactory, D= Unsatisfactory**